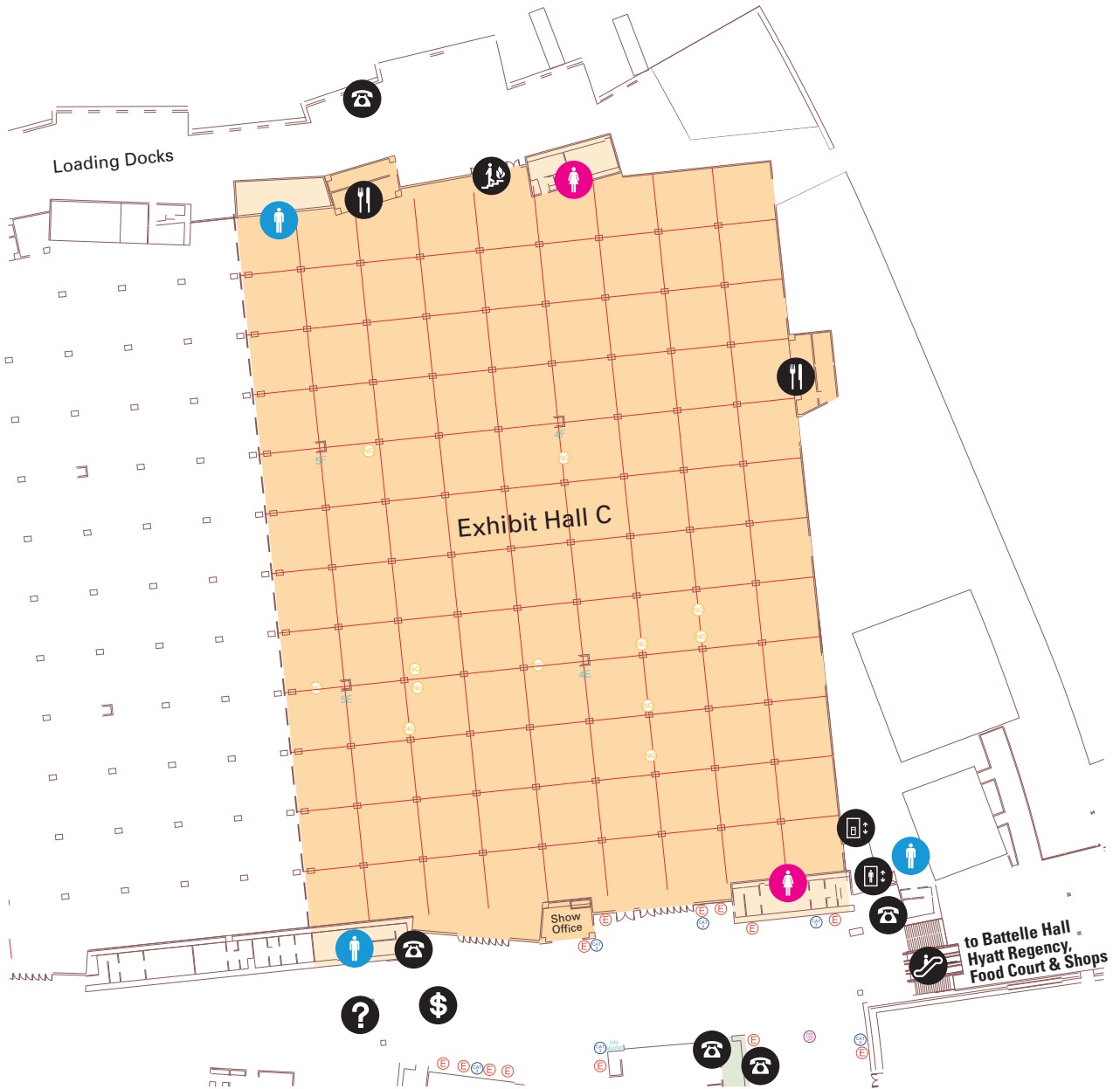
















Exhibit Hall C | Greater Columbus Convention Center

< North



MAP KEY

- |                                                                                    |                    |                                                                                     |                  |                                                                                       |                             |
|------------------------------------------------------------------------------------|--------------------|-------------------------------------------------------------------------------------|------------------|---------------------------------------------------------------------------------------|-----------------------------|
|  | Women's Restroom   |  | Emergency Exit   |  | High Power Electric Hook-Up |
|  | Men's Restroom     |  | Concessions      |  | Natural Gas                 |
|  | Escalator          |  | ATM              |  | Internet Hook-Up: 10Mbps    |
|  | Passenger Elevator |  | Information      |                                                                                       |                             |
|  | Freight Elevator   |  | Electric Hook-Up |                                                                                       |                             |
|  | House Phone        |                                                                                     |                  |                                                                                       |                             |

Dimensions: 270'(wide) x 360' (deep)  
Square Feet: 98,000  
Overhead Clearance: 30' to Lights  
Floor Load: Unlimited  
Freight Door Dimensions: 16' (high) x 24' (wide)